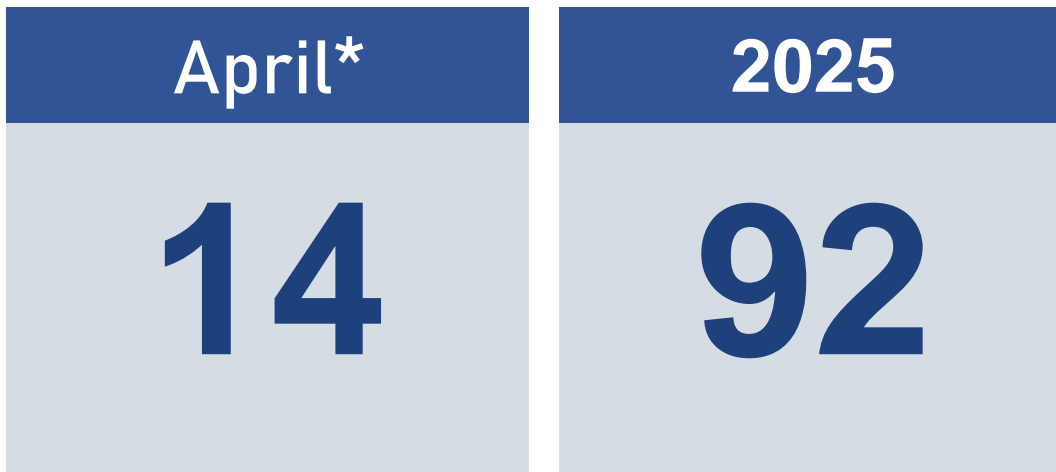


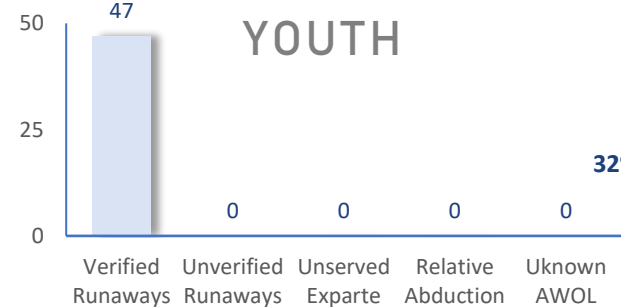
The following statistics show the status and demographics of absent Kansas foster youth and track DCF's successful recovery efforts.

RECOVERED YOUTH

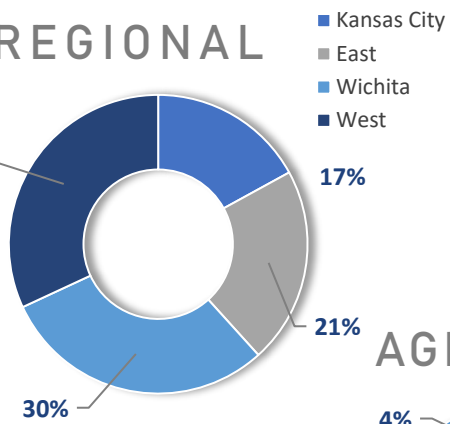


*A youth may be recovered more than once per month.

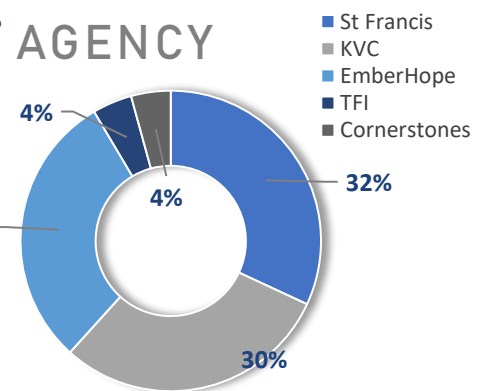
CURRENT AWOL YOUTH



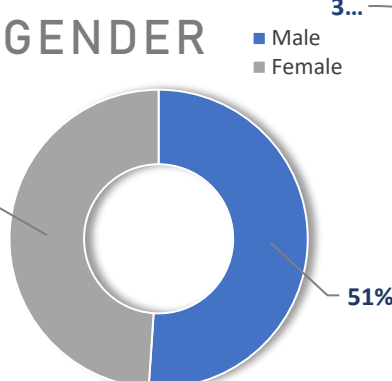
REGIONAL



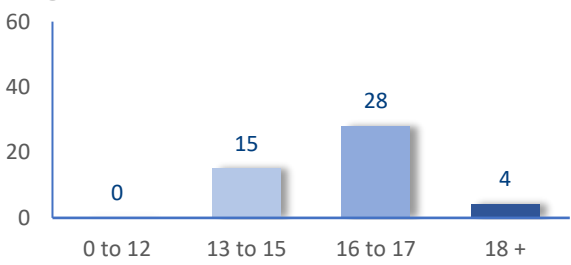
AGENCY



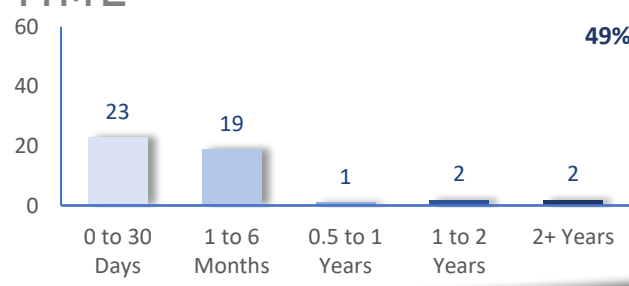
GENDER



AGE



TIME



DAILY AWOL YOUTH

2025

January		February		March		April	
DATE	# AWOL	DATE	# AWOL	DATE	# AWOL	DATE	# AWOL
2	44	3	41	3	38	1	41
3	39	4	41	4	38	2	39
6	39	5	41	5	39	3	40
7	39	6	40	6	38	4	40
8	41	7	39	7	39	7	39
10	41	10	41	10	40	8	43
13	42	11	42	11	36	9	45
14	41	13	41	12	37	10	47
15	43	14	41	13	36	11	47
16	45	17	41	14	34	14	
17	43	18	41	17	34	15	
21	44	19	42	18	41	16	
22	45	20	42	19	40	17	
23	45	21	40	20	40	18	
24	45	24	39	21	39	21	
27	42	25	40	24	40	22	
28	43	26	40	25	42	23	
29	42	27	40	26	44	24	
30	41	28	40	27	43	25	
31	41			28	41	28	
				31	40	29	
						30	